



75
आजादी का
अमृत महोत्सव

अमृत महा आवास अभियान २०२२-२३

दैनिक प्रगती अहवाल २७.०६.२०२३

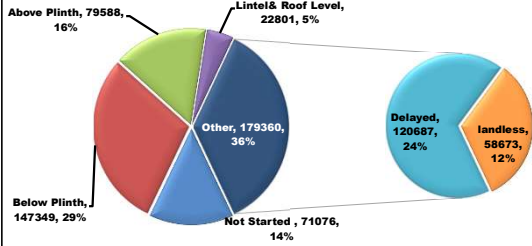
प्रधानमंत्री आवास योजना ग्रामीण – मंजूरी, पूर्ण घरकुले, हप्ते वितरण, भूमिहीन, आर्थिकदृष्ट्या अपुर्ण
राज्य पुरस्कृत ग्रामीण आवास योजना – मंजूरी, पूर्ण घरकुले, हप्ते वितरण, आर्थिकदृष्ट्या अपुर्ण

योजना	एकूण मंजूरी	दैनिक मंजूरी	एकूण पूर्ण	दैनिक पूर्ण घरकुले	दैनिक पहिला हप्ता वितरित	दैनिक दुसरा हप्ता वितरित	दैनिक तिसरा हप्ता वितरित
प्रधानमंत्री आवास योजना ग्रामीण	१४०४३८६	०	१०८३९७८	१०२४	०	०	०
राज्य योजना	५८५६३७	१४०५	४२०३००	३८९	०	-१	०
एकूण	१९९००२३	१४०५	१५०४२७८	१४१३	०	-१	०

PMAY-G Completion Progress Bar

77.2%

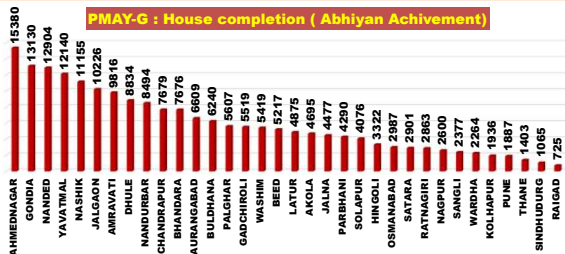
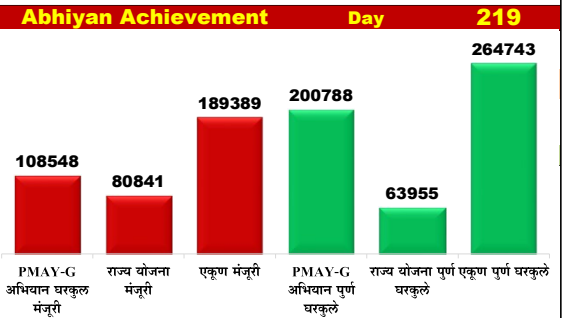
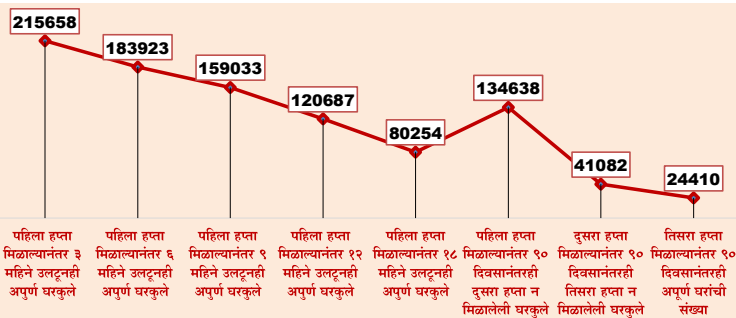
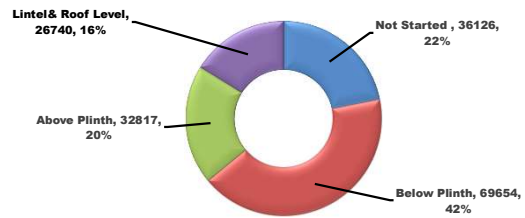
PMAY-G: Incomplete Houses bifurcation



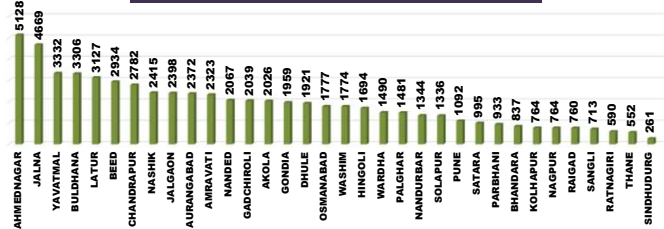
State Schemes Progress Bar

71.8%

State Schemes: Incomplete Houses bifurcation



State Schemes : House completion (Abhiyan Achievement)

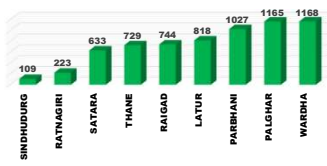


राज्य व्यवस्थापन कक्ष- ग्रामीण गृहनिर्माण

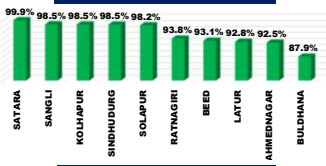
४ था मजला, दक्षिण कक्ष, सिडको भवन, सीबीडी बेलापूर, नवी मुंबई - ४०० ६१४.

Top and Bottom Ten Districts

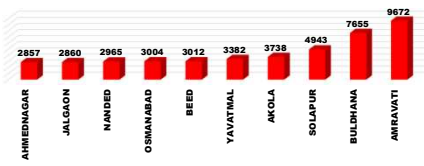
PMAY-G Delayed Houses TOP 10 Dist.



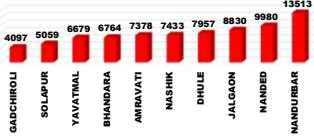
State Schemes Sanction TOP 10 Dist.



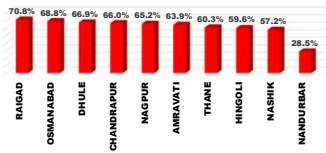
PMAY-G Remaining 1st Installments Bottom 10 Dist.



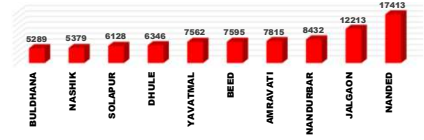
PMAY-G Delayed Houses Bottom 10 Dist.



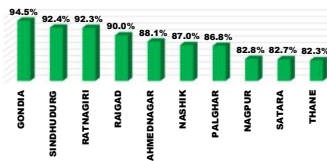
State Schemes Sanction Bottom 10 Dist.



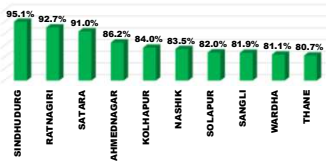
PMAY-G Remaining 2nd Installments Bottom 10 Dist.



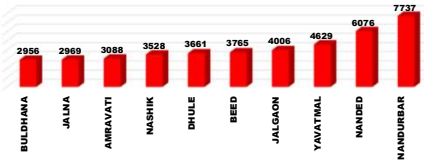
PMAY-G Completion TOP 10 Dist.



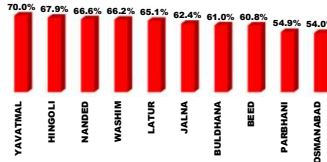
State Schemes Completion TOP 10 Dist.



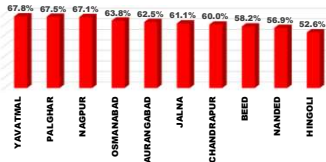
PMAY-G Remaining 3rd Installments Bottom 10 Dist.



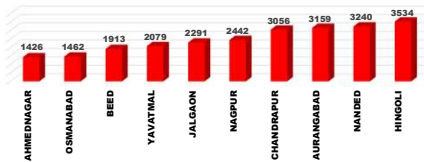
PMAY-G Completion Bottom 10 Dist.



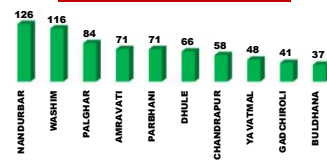
State Schemes Completion Bottom 10 Dist.



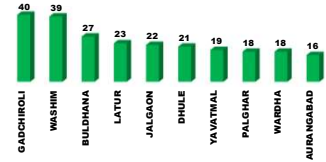
State Schemes Remaining 1st Installments Bottom 10 Dist.



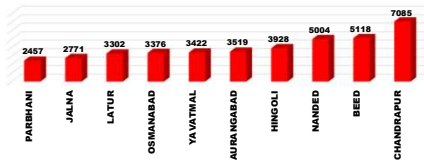
PMAY-G Daily Completion Top 10 Dist.



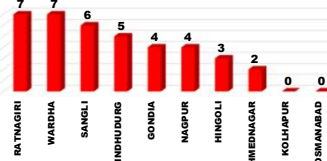
State Schemes Daily Completion Top 10 Dist.



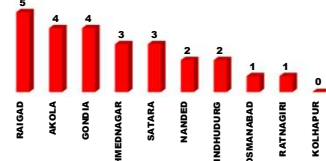
State Schemes Remaining 2nd Installments Bottom 10 Dist.



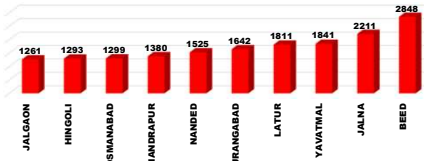
PMAY-G Daily Completion Bottom 10 Dist.



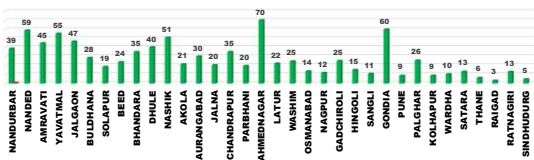
State Schemes Daily Completion Bottom 10 Dist.



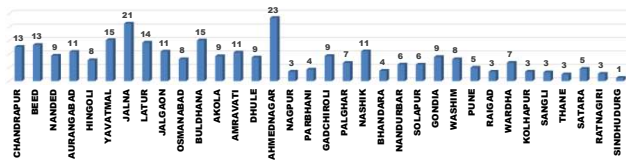
State Schemes Remaining 3rd Installments Bottom 10 Dist.



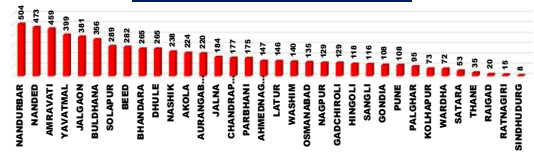
PMAY-G : Current Pace of Completion Per Day (Abhiyan)



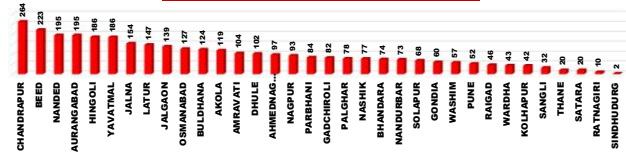
State Schemes : Current Pace of Completion Per Day (Abhiyan)



PMAY-G Required Pace of Completion Per Day



State Schemes Required Pace of Completion Per Day



प्रधानमंत्री आवास योजना ग्रामीण - मंजूरी (PWL+Awaas Plus)

Sr. No.	Division	Target (PWL+Awaas Plus)	26.06.2023	27.06.2023	Daily_Achievement	Remaining
1	NASHIK DIV.	413329	412906	412796	0	533
2	AMRAVATI DIV.	273447	272937	272780	0	667
3	AURANGABAD DIV.	237290	237226	237224	0	66
4	NAGPUR DIV.	290794	290210	290149	0	645
5	KONKAN DIV.	69606	69545	69543	0	63
6	PUNE DIV.	122195	121946	121894	0	301
Total		1406661	1404770	1404386	0	2275

Sr. No.	District	Target (PWL+Awaas Plus)	26.06.2023	27.06.2023	Daily_Achievement	Remaining
1	AKOLA	48780	48777	48777	0	3
2	AURANGABAD	36514	36514	36514	0	0
3	BHANDARA	64781	64683	64683	0	98
4	BULDHANA	44696	44696	44696	0	0
5	GADCHIROLI	31615	31615	31615	0	0
6	HINGOLI	18083	18083	18083	0	0
7	JALGAON	79088	78792	78792	0	296
8	JALNA	24023	24023	24023	0	0
9	KOLHAPUR	17585	17585	17585	0	0
10	LATUR	20493	20493	20493	0	0
11	NANDED	69464	69408	69408	0	56
12	OSMANABAD	14393	14390	14390	0	3
13	PALGHAR	35188	35188	35188	0	0
14	PARBHANI	19062	19062	19062	0	0
15	RATNAGIRI	9866	9823	9823	0	43
16	SINDHUDURG	5133	5133	5133	0	0
17	THANE	9599	9581	9581	0	18
18	AHMEDNAGAR	60717	60671	60670	-1	47
19	PUNE	19933	19775	19774	-1	159
20	BEED	35258	35253	35251	-2	7
21	RAIGAD	9820	9820	9818	-2	2
22	SOLAPUR	48162	48149	48146	-3	16
23	WARDHA	18474	18335	18332	-3	142
24	WASHIM	20322	20300	20290	-10	32
25	GONDIA	96134	96014	96002	-12	132
26	YAVATMAL	65091	65094	65081	-13	10
27	CHANDRAPUR	42915	42698	42684	-14	231
28	SANGLI	21590	21554	21539	-15	51
29	NASHIK	89661	89604	89587	-17	74
30	NAGPUR	36875	36865	36833	-32	42
31	SATARA	14925	14883	14850	-33	75
32	NANDURBAR	118945	118958	118923	-35	22
33	DHULE	64918	64881	64824	-57	94
34	AMRAVATI	94558	94070	93936	-134	622
Total		1406661	1404770	1404386	0	2275

Remaining Sanction RANK

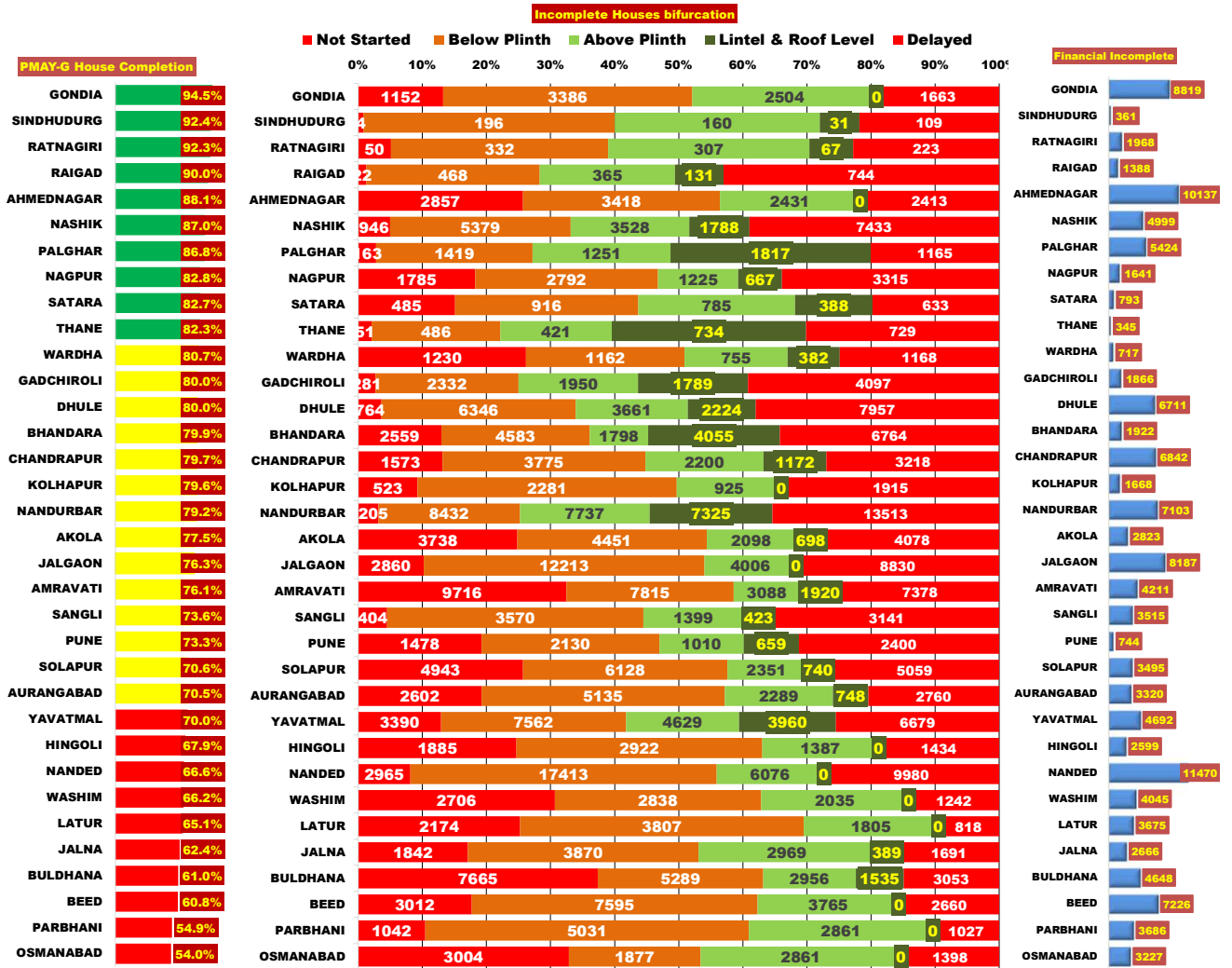
AURANGABAD	0
BULDHANA	0
GADCHIROLI	0
HINGOLI	0
JALNA	0
KOLHAPUR	0
LATUR	0
PALGHAR	0
PARBHANI	0
SINDHUDURG	0
RAIGAD	2
AKOLA	3
OSMANABAD	3
BEED	7
YAVATMAL	10
SOLAPUR	16
THANE	18
NANDURBAR	22
WASHIM	32
NAGPUR	42
RATNAGIRI	43
AHMEDNAGAR	47
SANGLI	51
NANDED	56
NASHIK	74
SATARA	75
DHULE	94
BHANDARA	98
GONDIA	132
WARDHA	142
PUNE	159
CHANDRAPUR	231
JALGAON	296
AMRAVATI	622

प्रधानमंत्री आवास योजना - ग्रामीण : भूमिहीन लाभार्थी अहवाल

Sr. No.	District	Google Sheet Report			AwaasSoft Report			
		Total Landless	Provided land	Remaining	Landless beneficiaries tagged in AwaasSoft	Landless beneficiaries provided land	Remaining Landless	Remaining Tag (provided land)
1	DHULE	18	18	0	18	18	0	0
2	GADCHIROLI	8	8	0	8	8	0	0
3	NANDURBAR	0	0	0	0	0	0	0
4	PALGHAR	11	11	0	11	11	0	0
5	RAIGAD	6	6	0	6	6	0	0
6	RATNAGIRI	23	23	0	23	23	0	0
7	SINDHUDURG	420	420	0	420	420	0	0
8	KOLHAPUR	244	239	5	257	227	30	12
9	THANE	116	69	47	118	60	58	9
10	NANDED	354	319	35	362	242	120	77
11	GONDIA	2450	2450	0	2450	2327	123	123
12	BEED	212	125	87	212	72	140	53
13	SANGLI	410	209	201	409	144	265	65
14	PARBHANI	330	63	267	331	54	277	9
15	SATARA	1035	668	367	1045	620	425	48
16	NASHIK	1781	1437	344	1813	1160	653	277
17	WARDHA	2539	1717	822	2636	1678	958	39
18	CHANDRAPUR	2681	1261	1420	2599	1594	1005	-333
19	HINGOLI	1713	795	918	1713	466	1247	329
20	JALNA	1359	406	953	1374	85	1289	321
21	NAGPUR	4907	3638	1269	4915	3467	1448	171
22	AURANGABAD	3258	1733	1525	3290	1807	1483	-74
23	PUNE	2397	1611	786	2371	878	1493	733
24	LATUR	2214	1121	1093	2310	679	1631	442
25	BHANDARA	5612	3763	1849	5615	3821	1794	-58
26	JALGAON	22900	20121	2779	22738	20819	1919	-698
27	OSMANABAD	2301	287	2014	2468	56	2412	231
28	YAVATMAL	3609	1450	2159	3846	1343	2503	107
29	WASHIM	3423	1402	2021	3381	842	2539	560
30	AKOLA	7034	3935	3099	7372	4076	3296	-141
31	AHMEDNAGAR	7698	4183	3515	7864	4518	3346	-335
32	SOLAPUR	7107	3705	3402	7005	1338	5667	2367
33	BULDHANA	14888	9067	5821	15630	8071	7559	996
34	AMRAVATI	21136	11389	9747	20505	11287	9218	102
	Total	124194	77649	46545	125115	72217	52898	7071

प्रधानमंत्री आवास योजना ग्रामीण - पूर्ण घरकूले

Sr. No.	Division	Sanction	26.06.2023	27.06.2023	Daily_Achievement	Remaining	Avg. Completed Per Day From 20.11.22 to Today	To be Completed in Per Day till 15.08.23
1	AMRAVATI DIV.	272780	195183	195467	284	77313	175	1578
2	NASHIK DIV.	412796	337356	337603	247	75193	247	1535
3	AURANGABAD DIV.	237224	152066	152242	176	84982	204	1734
4	NAGPUR DIV.	290149	246849	246996	147	43153	177	881
5	KONKAN DIV.	69543	60950	61071	121	8472	53	173
6	PUNE DIV.	121894	90550	90599	49	31295	60	639
Total		1404386	1082954	1083978	1024	320408	917	6539



प्रधानमंत्री आवास योजना ग्रामीण - पूर्ण घरकूले

Sr. No.	District	Sanction	26.06.2023	27.06.2023	Daily Achievement	Remaining	Avg. Completed Per Day From 20.11.22 to Today	To be Completed in Per Day till 15.08.23
1	NANDURBAR	118923	94098	94224	126	24699	39	504
2	WASHIM	20290	13309	13425	116	6865	25	140
3	PALGHAR	35188	30454	30538	84	4650	26	95
4	AMRAVATI	93936	71370	71441	71	22495	45	459
5	PARBHANI	19062	10392	10463	71	8599	20	175
6	DHULE	64824	51763	51829	66	12995	40	265
7	CHANDRAPUR	42684	33960	34018	58	8666	35	177
8	YAVATMAL	65081	45500	45548	48	19533	55	399
9	GADCHIROLI	31615	25245	25286	41	6329	25	129
10	BULDHANA	44696	27224	27261	37	17435	28	356
11	BHANDARA	64683	51655	51688	33	12995	35	265
12	NANDED	69408	46185	46214	29	23194	59	473
13	JALGAON	78792	60116	60144	28	18648	47	381
14	LATUR	20493	13324	13349	25	7144	22	146
15	NASHIK	89587	77921	77946	25	11641	51	238
16	AURANGABAD	36514	25722	25741	19	10773	30	220
17	SOLAPUR	48146	33966	33984	18	14162	19	289
18	THANE	9581	7871	7889	18	1692	6	35
19	PUNE	19774	14481	14497	16	5277	9	108
20	JALNA	24023	14968	14983	15	9040	20	184
21	BEED	35251	21431	21445	14	13806	24	282
22	AKOLA	48777	37780	37792	12	10985	21	224
23	SATARA	14850	12267	12276	9	2574	13	53
24	RAIGAD	9818	8828	8835	7	983	3	20
25	RATNAGIRI	9823	9060	9067	7	756	13	15
26	WARDHA	18332	14796	14803	7	3529	10	72
27	SANGLI	21539	15838	15844	6	5695	11	116
28	SINDHUDURG	5133	4737	4742	5	391	5	8
29	GONDIA	96002	90704	90708	4	5294	60	108
30	NAGPUR	36833	30489	30493	4	6340	12	129
31	HINGOLI	18083	12277	12280	3	5803	15	118
32	AHMEDNAGAR	60670	53458	53460	2	7210	70	147
33	KOLHAPUR	17585	13998	13998	0	3587	9	73
34	OSMANABAD	14390	7767	7767	0	6623	14	135
Total		1404386	1082954	1083978	1024	320408	917	6539

राज्यपुरस्कृत आवास योजना ग्रामीण - मंजूरी

Sr. No.	Division	Target	26.06.2023	27.06.2023	Daily Achievement	Remaining
1	AURANGABAD DIV.	216997	173267	173928	661	43069
2	NAGPUR DIV.	138943	102181	102630	449	36313
3	KONKAN DIV.	43607	32479	32622	143	10985
4	AMRAVATI DIV.	125777	97788	97868	80	27909
5	NASHIK DIV.	186261	115098	115170	72	71091
6	PUNE DIV.	67843	63419	63419	0	4424
Total		779428	584232	585637	1405	193791

Sr. No.	District	Target	26.06.2023	27.06.2023	Daily Achievement	Remaining
1	HINGOLI	32298	18583	19235	652	13063
2	NAGPUR	21291	13555	13881	326	7410
3	CHANDRAPUR	48951	32196	32319	123	16632
4	RAIGAD	10057	7017	7116	99	2941
5	AKOLA	24281	18708	18784	76	5497
6	JALGAON	30851	24886	24954	68	5897
7	PALGHAR	16014	11679	11723	44	4291
8	JALNA	22403	19370	19378	8	3025
9	NANDURBAR	50578	14391	14395	4	36183
10	YAVATMAL	34961	28223	28227	4	6734
11	PARBHANI	20784	17676	17677	1	3107
12	AHMEDNAGAR	37298	34501	34501	0	2797
13	AMRAVATI	31130	19900	19900	0	11230
14	AURANGABAD	30077	25513	25513	0	4564
15	BEED	28057	26135	26135	0	1922
16	BHANDARA	19684	16247	16247	0	3437
17	BULDHANA	23202	20389	20389	0	2813
18	DHULE	27499	18408	18408	0	9091
19	GADCHIROLI	19609	15373	15373	0	4236
20	GONDIA	15761	13537	13537	0	2224
21	KOLHAPUR	13100	12901	12901	0	199
22	LATUR	28640	26573	26573	0	2067
23	NANDED	29760	22232	22232	0	7528
24	NASHIK	40035	22912	22912	0	17123
25	OSMANABAD	24978	17185	17185	0	7793
26	PUNE	16536	12783	12783	0	3753
27	RATNAGIRI	7131	6690	6690	0	441
28	SANGLI	8732	8604	8604	0	128
29	SATARA	10657	10647	10647	0	10
30	SINDHUDURG	2141	2108	2108	0	33
31	SOLAPUR	18818	18484	18484	0	334
32	THANE	8264	4985	4985	0	3279
33	WARDHA	13647	11273	11273	0	2374
34	WASHIM	12203	10568	10568	0	1635
Total		779428	584232	585637	1405	193791

Remaining Sanction RANK

SATARA	10
SINDHUDURG	33
SANGLI	128
KOLHAPUR	199
SOLAPUR	334
RATNAGIRI	441
WASHIM	1635
BEED	1922
LATUR	2067
GONDIA	2224
WARDHA	2374
AHMEDNAGAR	2797
BULDHANA	2813
RAIGAD	2941
JALNA	3025
PARBHANI	3107
THANE	3279
BHANDARA	3437
PUNE	3753
GADCHIROLI	4236
PALGHAR	4291
AURANGABAD	4564
AKOLA	5497
JALGAON	5897
YAVATMAL	6734
NAGPUR	7410
NANDED	7528
OSMANABAD	7793
DHULE	9091
AMRAVATI	11230
HINGOLI	13063
CHANDRAPUR	16632
NASHIK	17123
NANDURBAR	36183

राज्यपुरस्कृत आवास योजना ग्रामीण - पूर्ण घरकूले

Sr. No.	Division	Sanction	26.06.2023	27.06.2023	Daily Achievement	Remaining	Avg. Completed Per Day From 20.11.22 to Today	To be Completed in Per Day till 15.08.23
1	AMRAVATI DIV.	97868	68856	68959	103	28909	58	590
2	NAGPUR DIV.	102630	72330	72416	86	30214	45	617
3	AURANGABAD DIV.	173928	109605	109679	74	64249	89	1311
4	NASHIK DIV.	115170	91194	91263	69	23907	60	488
5	KONKAN DIV.	32622	24985	25018	33	7604	17	155
6	PUNE DIV.	63419	52941	52965	24	10454	22	213
	Total	585637	419911	420300	389	165337	292	3374

राज्य योजना अपूर्ण घरकूले

Sr. No.	District	रमाई आवास योजना	शबरी आवास योजना	आदीम आवास योजना	पारधी आवास योजना	य.च.मु.व योजना	धनगर आवास योजना	Completion%
1	SINDHUDURG	101	1	1	0	0	0	95.1%
2	RATNAGIRI	453	22	5	0	11	0	92.7%
3	SATARA	877	38	0	0	46	0	91.0%
4	AHMEDNAGAR	2712	1999	0	16	20	0	86.2%
5	KOLHAPUR	1660	12	0	0	25	361	84.0%
6	NASHIK	2778	949	25	33	0	0	83.5%
7	SOLAPUR	3239	84	0	8	1	0	82.0%
8	SANGLI	1550	7	0	4	0	0	81.9%
9	WARDHA	1187	771	169	2	0	0	81.1%
10	THANE	266	384	312	0	0	0	80.7%
11	PUNE	1922	517	56	47	0	0	80.1%
12	GONDIA	1461	1467	0	0	0	0	78.4%
13	BHANDARA	1624	1364	0	0	641	10	77.6%
14	PARBHANI	3890	206	0	0	0	0	76.8%
15	NANDURBAR	1103	2483	0	0	0	0	75.1%
16	AMRAVATI	4099	793	0	31	193	0	74.3%
17	GADCHIROLI	1502	2232	291	0	0	0	73.8%
18	WASHIM	2142	668	0	2	0	3	73.4%
19	DHULE	2591	2393	0	14	0	0	72.8%
20	LATUR	7068	148	0	0	0	0	72.8%
21	JALGAON	3772	2947	0	72	0	0	72.8%
22	BULDHANA	5510	477	0	18	0	52	70.3%
23	AKOLA	4529	1260	0	35	0	0	69.0%
24	RAIGAD	278	1726	232	0	0	0	68.6%
25	YAVATMAL	2652	3771	2431	136	107	0	67.8%
26	PALGHAR	71	3560	181	0	0	0	67.5%
27	NAGPUR	992	3557	0	6	6	0	67.1%
28	OSMANABAD	5929	84	0	42	161	0	63.8%
29	AURANGABAD	8152	1409	0	7	0	0	62.5%
30	JALNA	7340	90	0	9	40	61	61.1%
31	CHANDRAPUR	4408	6385	220	15	1904	0	60.0%
32	BEED	10401	509	0	8	0	0	58.2%
33	NANDED	9094	433	49	0	0	0	56.9%
34	HINGOLI	6328	2791	0	0	0	0	52.6%
	Total	111681	45537	3972	505	3155	487	71.8%

राज्यपुरस्कृत आवास योजना ग्रामीण - पूर्ण घरकूले

Sr. No.	District	Sanction	26.06.2023	27.06.2023	Daily_Achievement	Remaining	Avg. Completed Per Day From 20.11.22 to Today	To be Completed in Per Day till 15.08.23
1	GADCHIROLI	15373	11308	11348	40	4025	9	82
2	WASHIM	10568	7714	7753	39	2815	8	57
3	BULDHANA	20389	14305	14332	27	6057	15	124
4	LATUR	26573	19334	19357	23	7216	14	147
5	JALGAON	24954	18141	18163	22	6791	11	139
6	DHULE	18408	13389	13410	21	4998	9	102
7	YAVATMAL	28227	19111	19130	19	9097	15	186
8	PALGHAR	11723	7893	7911	18	3812	7	78
9	WARDHA	11273	9126	9144	18	2129	7	43
10	AURANGABAD	25513	15929	15945	16	9568	11	195
11	NASHIK	22912	19111	19127	16	3785	11	77
12	AMRAVATI	19900	14770	14784	14	5116	11	104
13	HINGOLI	19235	10104	10116	12	9119	8	186
14	CHANDRAPUR	32319	19378	19387	9	12932	13	264
15	JALNA	19378	11829	11838	9	7540	21	154
16	NAGPUR	13881	9312	9320	8	4561	3	93
17	SOLAPUR	18484	15144	15152	8	3332	6	68
18	BHANDARA	16247	12601	12608	7	3639	4	74
19	NANDURBAR	14395	10802	10809	7	3586	6	73
20	PUNE	12783	10234	10241	7	2542	5	52
21	THANE	4985	4016	4023	7	962	3	20
22	PARBHANI	17677	13575	13581	6	4096	4	84
23	SANGLI	8604	7037	7043	6	1561	3	32
24	BEED	26135	15212	15217	5	10918	13	223
25	RAIGAD	7116	4875	4880	5	2236	3	46
26	AKOLA	18784	12956	12960	4	5824	9	119
27	GONDIA	13537	10605	10609	4	2928	9	60
28	AHMEDNAGAR	34501	29751	29754	3	4747	23	97
29	SATARA	10647	9683	9686	3	961	5	20
30	NANDED	22232	12654	12656	2	9576	9	195
31	SINDHUDURG	2108	2003	2005	2	103	1	2
32	OSMANABAD	17185	10968	10969	1	6216	8	127
33	RATNAGIRI	6690	6198	6199	1	491	3	10
34	KOLHAPUR	12901	10843	10843	0	2058	3	42
Total		585637	419911	420300	389	165337	292	3374

प्रधानमंत्री आवास योजना ग्रामीण - हप्ते वितरण

Sr. No.	Division	1st Installment (Daily Achivement)	1st Installment Remaining	2nd Installment (Daily Achivement)	2nd Installment Remaining	3rd Installment (Daily Achivement)	3rd Installment Remaining
1	NASHIK DIV.	0	8632	0	35788	0	21363
2	AMRAVATI DIV.	0	27150	0	27955	0	14806
3	AURANGABAD DIV.	0	18495	0	47650	0	24013
4	NAGPUR DIV.	0	8374	0	18030	0	10432
5	KONKAN DIV.	0	287	0	2901	0	2504
6	PUNE DIV.	0	7732	0	15025	0	6470
	Total	0	70670	0	147349	0	79588

PMAY-G 1st Ins Pending

SINDHUDURG	4
RAIGAD	19
RATNAGIRI	50
THANE	51
PALGHAR	163
GADCHIROLI	258
SANGLI	303
SATARA	485
KOLHAPUR	523
DHULE	764
NASHIK	946
PARBHANI	1042
GONDIA	1152
NANDURBAR	1205
WARDHA	1230
PUNE	1478
CHANDRAPUR	1519
NAGPUR	1656
JALNA	1812
HINGOLI	1885
LATUR	2174
BHANDARA	2559
AURANGABAD	2601
WASHIM	2703
AHMEDNAGAR	2857
JALGAON	2860
NANDED	2965
OSMANABAD	3004
BEED	3012
YAVATMAL	3382
AKOLA	3738
SOLAPUR	4943
BULDHANA	7655
AMRAVATI	9672

PMAY-G 2nd Ins Pending

SINDHUDURG	196
RATNAGIRI	332
RAIGAD	468
THANE	486
SATARA	916
WARDHA	1162
PALGHAR	1419
OSMANABAD	1877
PUNE	2130
KOLHAPUR	2281
GADCHIROLI	2332
NAGPUR	2792
WASHIM	2838
HINGOLI	2922
GONDIA	3386
AHMEDNAGAR	3418
SANGLI	3570
CHANDRAPUR	3775
LATUR	3807
JALNA	3870
AKOLA	4451
BHANDARA	4583
PARBHANI	5031
AURANGABAD	5135
BULDHANA	5289
NASHIK	5379
SOLAPUR	6128
DHULE	6346
YAVATMAL	7562
BEED	7595
AMRAVATI	7815
NANDURBAR	8432
JALGAON	12213
NANDED	17413

PMAY-G 3rd Ins Pending

SINDHUDURG	160
RATNAGIRI	307
RAIGAD	365
THANE	421
WARDHA	755
SATARA	785
KOLHAPUR	925
PUNE	1010
NAGPUR	1225
PALGHAR	1251
HINGOLI	1387
SANGLI	1399
BHANDARA	1798
LATUR	1805
GADCHIROLI	1950
WASHIM	2035
AKOLA	2098
CHANDRAPUR	2200
AURANGABAD	2289
SOLAPUR	2351
AHMEDNAGAR	2431
GONDIA	2504
OSMANABAD	2861
PARBHANI	2861
BULDHANA	2956
JALNA	2969
AMRAVATI	3088
NASHIK	3528
DHULE	3661
BEED	3765
JALGAON	4006
YAVATMAL	4629
NANDED	6076
NANDURBAR	7737

प्रधानमंत्री आवास योजना ग्रामीण - हप्ते वितरण

Sr. No.	District	1st Installment (Daily Achivement)	1st Installment Remaining	2nd Installment (Daily Achivement)	2nd Installment Remaining	3rd Installment (Daily Achivement)	3rd Installment Remaining
1	AHMEDNAGAR	0	2857	0	3418	0	2431
2	AKOLA	0	3738	0	4451	0	2098
3	AMRAVATI	0	9672	0	7815	0	3088
4	AURANGABAD	0	2601	0	5135	0	2289
5	BEED	0	3012	0	7595	0	3765
6	BHANDARA	0	2559	0	4583	0	1798
7	BULDHANA	0	7655	0	5289	0	2956
8	CHANDRAPUR	0	1519	0	3775	0	2200
9	DHULE	0	764	0	6346	0	3661
10	GADCHIROLI	0	258	0	2332	0	1950
11	GONDIA	0	1152	0	3386	0	2504
12	HINGOLI	0	1885	0	2922	0	1387
13	JALGAON	0	2860	0	12213	0	4006
14	JALNA	0	1812	0	3870	0	2969
15	KOLHAPUR	0	523	0	2281	0	925
16	LATUR	0	2174	0	3807	0	1805
17	NAGPUR	0	1656	0	2792	0	1225
18	NANDED	0	2965	0	17413	0	6076
19	NANDURBAR	0	1205	0	8432	0	7737
20	NASHIK	0	946	0	5379	0	3528
21	OSMANABAD	0	3004	0	1877	0	2861
22	PALGHAR	0	163	0	1419	0	1251
23	PARBHANI	0	1042	0	5031	0	2861
24	PUNE	0	1478	0	2130	0	1010
25	RAIGAD	0	19	0	468	0	365
26	RATNAGIRI	0	50	0	332	0	307
27	SANGLI	0	303	0	3570	0	1399
28	SINDHUDURG	0	4	0	196	0	160
29	SOLAPUR	0	4943	0	6128	0	2351
30	THANE	0	51	0	486	0	421
31	WARDHA	0	1230	0	1162	0	755
32	WASHIM	0	2703	0	2838	0	2035
33	YAVATMAL	0	3382	0	7562	0	4629
34	SATARA	-22	485	0	916	0	785
	Total	0	70670	0	147349	0	79588

राज्यपुरस्कृत आवास योजना ग्रामीण - हप्ते वितरण

Sr. No.	Division	1st Installment (Weekly Achivement)	1st Installment Remaining	2nd Installment (Weekly Achivement)	2nd Installment Remaining	3rd Installment (Weekly Achivement)	3rd Installment Remaining
1	NASHIK DIV.	0	4458	0	9202	0	5500
2	AMRAVATI DIV.	0	4781	0	11224	0	5971
3	AURANGABAD DIV.	0	15942	0	29475	0	13631
4	NAGPUR DIV.	0	7871	0	13107	0	4216
5	KONKAN DIV.	0	1173	0	2538	0	1449
6	PUNE DIV.	0	1901	-1	4108	0	2050
Total		0	36126	-1	69654	0	32817

State Schemes 1st Ins Pending

SINDHUDURG	12
RATNAGIRI	42
THANE	62
SATARA	82
SANGLI	167
NASHIK	177
DHULE	231
PUNE	267
WARDHA	278
WASHIM	330
NANDURBAR	333
GADCHIROLI	364
AMRAVATI	455
PARBHANI	465
PALGHAR	479
RAIGAD	578
SOLAPUR	644
BULDHANA	653
GONDIA	678
KOLHAPUR	741
JALNA	1014
BHANDARA	1053
LATUR	1155
AKOLA	1264
AHMEDNAGAR	1426
OSMANABAD	1462
BEED	1913
YAVATMAL	2079
JALGAON	2291
NAGPUR	2442
CHANDRAPUR	3056
AURANGABAD	3159
NANDED	3240
HINGOLI	3534

State Schemes 2nd Ins Pending

SINDHUDURG	52
RATNAGIRI	125
THANE	301
SATARA	338
RAIGAD	647
SANGLI	716
KOLHAPUR	810
PUNE	837
NANDURBAR	846
WARDHA	922
BHANDARA	1109
GONDIA	1233
NAGPUR	1358
GADCHIROLI	1400
SOLAPUR	1407
PALGHAR	1413
WASHIM	1431
NASHIK	1507
BULDHANA	1777
AHMEDNAGAR	2129
AMRAVATI	2295
AKOLA	2299
DHULE	2325
JALGAON	2395
PARBHANI	2457
JALNA	2771
LATUR	3302
OSMANABAD	3376
YAVATMAL	3422
AURANGABAD	3519
HINGOLI	3928
NANDED	5004
BEED	5118
CHANDRAPUR	7085

State Schemes 3rd Ins Pending

SINDHUDURG	25
RATNAGIRI	101
THANE	200
SATARA	222
KOLHAPUR	307
NAGPUR	336
SANGLI	344
BHANDARA	354
WARDHA	394
RAIGAD	442
PUNE	542
GONDIA	615
SOLAPUR	635
PALGHAR	681
WASHIM	783
NASHIK	878
AMRAVATI	942
NANDURBAR	951
PARBHANI	1002
GADCHIROLI	1137
AKOLA	1180
DHULE	1193
AHMEDNAGAR	1217
BULDHANA	1225
JALGAON	1261
HINGOLI	1293
OSMANABAD	1299
CHANDRAPUR	1380
NANDED	1525
AURANGABAD	1642
LATUR	1811
YAVATMAL	1841
JALNA	2211
BEED	2848

राज्यपुरस्कृत आवास योजना ग्रामीण -हप्ते वितरण

Sr. No.	District	1st Installment (Weekly Achivement)	1st Installment Remaining	2nd Installment (Weekly Achivement)	2nd Installment Remaining	3rd Installment (Weekly Achivement)	3rd Installment Remaining
1	AHMEDNAGAR	0	1426	0	2129	0	1217
2	AKOLA	0	1264	0	2299	0	1180
3	AMRAVATI	0	455	0	2295	0	942
4	AURANGABAD	0	3159	0	3519	0	1642
5	BEED	0	1913	0	5118	0	2848
6	BHANDARA	0	1053	0	1109	0	354
7	BULDHANA	0	653	0	1777	0	1225
8	CHANDRAPUR	0	3056	0	7085	0	1380
9	DHULE	0	231	0	2325	0	1193
10	GADCHIROLI	0	364	0	1400	0	1137
11	GONDIA	0	678	0	1233	0	615
12	HINGOLI	0	3534	0	3928	0	1293
13	JALGAON	0	2291	0	2395	0	1261
14	JALNA	0	1014	0	2771	0	2211
15	KOLHAPUR	0	741	0	810	0	307
16	LATUR	0	1155	0	3302	0	1811
17	NAGPUR	0	2442	0	1358	0	336
18	NANDED	0	3240	0	5004	0	1525
19	NANDURBAR	0	333	0	846	0	951
20	NASHIK	0	177	0	1507	0	878
21	OSMANABAD	0	1462	0	3376	0	1299
22	PALGHAR	0	479	0	1413	0	681
23	PARBHANI	0	465	0	2457	0	1002
24	PUNE	0	267	0	837	0	542
25	RAIGAD	0	578	0	647	0	442
26	RATNAGIRI	0	42	0	125	0	101
27	SANGLI	0	167	0	716	0	344
28	SINDHUDURG	0	12	0	52	0	25
29	SOLAPUR	0	644	0	1407	0	635
30	THANE	0	62	0	301	0	200
31	WARDHA	0	278	0	922	0	394
32	WASHIM	0	330	0	1431	0	783
33	YAVATMAL	0	2079	0	3422	0	1841
34	SATARA	-10	82	-1	338	0	222
	Total	0	36126	0	69654	0	32817

प्रधानमंत्री आवास योजना ग्रामीण - Delayed Houses

■ पहिला हप्ता मिळाल्यानंतर १२ महिने उलटूनही अपूर्ण घरकुले
 ■ पहिला हप्ता मिळाल्यानंतर १८ महिने उलटूनही अपूर्ण घरकुले
 ■ पहिला हप्ता मिळाल्यानंतर १० दिवसानंतरही दुसरा हप्ता न मिळालेली घरकुले
 ■ दुसरा हप्ता मिळाल्यानंतर १० दिवसानंतरही तिसरा हप्ता न मिळालेली घरकुले
 ■ तिसरा हप्ता मिळाल्यानंतर १० दिवसानंतरही अपूर्ण घरांची संख्या

AHMEDNAGAR	2413	1570	3221	1772	30
AKOLA	4078	3293	3947	951	584
AMRAVATI	7378	5259	7034	1527	1109
AURANGABAD	2760	2157	4872	1262	570
BEED	2660	1781	6833	1819	480
BHANDARA	6764	4698	4184	767	2273
BULDHANA	3053	2059	4363	1109	808
CHANDRAPUR	3218	1836	3250	861	437
DHULE	7957	3984	6045	2426	1789
GADCHIROLI	4097	2338	2181	1298	1172
GONDIA	1663	1547	3052	1188	122
HINGOLI	1434	635	2702	611	122
JALGAON	8830	6332	11004	2147	601
JALNA	1691	1034	3606	1086	441
KOLHAPUR	1915	683	2127	447	107
LATUR	818	674	3568	752	68
NAGPUR	3315	2221	2536	447	585
NANDED	9980	8405	16747	2888	364
NANDURBAR	13513	9740	8181	5257	5585
NASHIK	7433	3436	5051	2327	1563
OSMANABAD	1398	573	1541	1830	12
PALGHAR	1165	593	1271	723	918
PARBHANI	1027	702	4699	889	184
PUNE	2400	1640	1953	656	602
RAIGAD	744	234	458	258	162
RATNAGIRI	223	37	296	176	103
SANGLI	3141	2170	3213	675	258
SATARA	633	316	791	343	202
SINHDURG	109	72	188	107	28
SOLAPUR	5059	4433	5281	1341	632
THANE	729	177	458	191	345
WARDHA	1168	744	1000	287	242
WASHIM	1242	756	2329	642	46
YAVATMAL	6679	4125	6656	2022	1866